



# In Focus

Volume 63, Issue 10

October 2018

## October Program- Posing with Lyndsay Adler (*Creative Live video tape series*)

Most photographers will hit this brick wall sometime in their shooting careers, namely how to pose people for photographing. Conventional or non-traditional posing follows it's own path. Variables typically are time of day for lighting, background location, number of people in shot and your artistic approach. You can fall back on convention or learn some rules which can allow for innovation.

This month we continue with a series of videotaped lectures with Lindsay Adler a NYC fashion photographer- <https://www.lindsayadlerphotography.com/index> . This month the series will focus on 3 installments- Posing parts- shoulders, chin, eyes and hands; Men, feet, elbows and nose; and Posing for body types. Lyndsay's work has ranged from boudoir to fashion to bridal. Her teaching style is very approachable and thorough. Come take notes and get great tips from a professional.

INSIDE THIS ISSUE:	
October Program- Posing with Lyndsay Adler	1
From The President	2
October Judge, Upcoming Dark Room Film Class	3
Light Painting Photography Workshop	4
2018 Competition Points, 2018 Meeting Info	5
September Competition Results & Winning Images	6-9
Light Painting continued, Board Information	10

### Know A Good Competition Topic?

It's the time of year for us to begin thinking about competition topics for 2019. If you have a topic you want the board to consider, please send it to Steve Mitchell at [sharonandsteve24@gmail.com](mailto:sharonandsteve24@gmail.com).

**Reminder: 5<sup>th</sup> Monday Meeting, Oct. 29, 7:00 at the Library. Informal open discussion.**



## From The President

### Getting To Know You!

From my recent letter you might get the idea that I am working on gathering information about the members of our society. It's important! I assume that's why other groups do so much with fellowship. We do a little with our Meet Up outings, our workshops, and our after meeting meals at Cracker Barrel. I

always feel bad about missing those meals, but I'm just too old to eat that late. Maybe I need to do more fellowship outings for older folks—what do you think? One of the real benefits of being president is that I have thoroughly enjoyed the opportunity to get to know the individual members of the society a little better.

Of course, gathering information about individuals is not the same as knowing them or building a friendship with them. I have always been amazed at how you can know someone for many, many years and still find deep aspects of their personality that have alluded. I've been married now for almost 50 years to the same, dear girl, and I am perpetually confounded about that. There is so much more to her, probably the one person I know best in all the world, that I never really understood—amazing! We are wonderfully complex individuals—so much so that we even have a tough time knowing ourselves. Just consider the amount of money paid each year to psychologists for the sole purpose of knowing ourselves a little better. Perhaps the ancient philosopher who said, "Know thyself," understood what a difficult task he set before us.

Well, I digress, even though information about us is not necessarily information that completely describes us, it does help a society. If you have not filled out my little questionnaire, please do that. It would help us to know you a little better. Again, the link is <https://goo.gl/G853DC>.

You might not be aware of another way to share information with HPS. You have some space on our website to say a little about yourself and your interest in photography. Go to our website and sign in. Then click on the little down arrow next to your user name. You will find "Edit profile," and "Edit Profile Picture." Put your best selfie in "Profile Picture," and your best biographical information in profile. It's not difficult: will take about ten minutes. We promise not to share any of your information with camera clubs either in Russia or in Nigeria. If you want to see what others have said about themselves, go to "Members" and then to "Members Listing," and look at the information already there about the members of our society.

If you want to do a little more exploring, then click on a member's name and you can read their profile and see all the images they have submitted for competition. Now, here is a real challenge. Look at your own pictures and those of your friends. Ever wonder what the photographs we take say about us—our interests, our hopes and dreams, our imagination, and our creativity? I'll leave you to explore that about yourself and your friends here at HPS.

*Charles Gattis*

## October Judge- Eric Mittman



We look forward to having Eric Mittman as our judge for the Competition Topic, “Open”, on October 22, 2018. Perhaps the best way to introduce Eric is to share what he says about his work:

*I am the Photography Program Director at Sparkman High School and teach just about all aspects of photography including traditional black and white 35 mm, medium and large format photography as well as digital photography, studio lighting and digital manipulation with Adobe Photoshop.*

*When I am not teaching and hanging out with my family I pursue my passion for portraiture, travel and landscape photography on my weekends and evenings. I offer small group (1-4) private workshops for beginners who want to learn more about photography and get more out of their digital SLR camera. I also travel internationally each year to Europe and all photo enthusiasts (beginning to advanced) are welcome to join, just email me for information about upcoming trips at [emittman@me.com](mailto:emittman@me.com)*

If you would like to see some of his work, go to his site, <http://www.emphoto.org/>.

## Dark Room and Film Photography Class

HPS member, Don Bennett, is teaching a class starting next month at the Huntsville Downtown Library. The class will be limited to approximately six people and will run a few weeks, to cover using a 35mm film camera and dark room processing. There are a few loaner cameras available. If you have a 35mm camera that you are willing to loan to the class, please contact Rosemary Davidson at [rosemary.davidson@gmail.com](mailto:rosemary.davidson@gmail.com)

An organizational meeting will be held in the Huntsville Downtown Library auditorium at 6:30 pm on Monday, October 8, right before the Program night. **Please bring your calendar with available times to meet for the class.**

## Light Painting Photography Workshop

Workshop Leaders: HPS members Margaret Phillips and Blanca Eyre

Date: November 10<sup>th</sup>, 5pm -10pm (or later)


Location: Brownsboro, AL. Address will be sent to participants.

For those interested in the techniques of how to light paint, please join us on Saturday November 10<sup>th</sup> for a night of practice. Sunset is 5:07 that night so lets plan to meet no later than 5pm to get cameras set up and start shooting during the blue hour. It should be completely dark by 6:36pm. Jason Page of [LightPaintingBrushes.com](http://LightPaintingBrushes.com) has graciously offered a 20% discount for workshop participants (and offered to supply a door prize). Please register by e-mail and let me know if you need the discount code ahead of time. (To register please e-mail [phillipsqh@gmail.com](mailto:phillipsqh@gmail.com)) Additional information about light painting and tools will be sent to participants beforehand.



Important camera setup details for Light Painting:

- 1) Be able to put your camera in "Bulb" mode. This is a full manual setting and allows the shutter time to be whatever length you want.
- 2) To use Bulb mode you will almost certainly require a remote. This can be a wired cable or an IR or RF wireless remote. (I recommend an RF wireless remote – this gives one the option to control the camera from out in front of it. The wired remotes require that you start them, perform your light painting and return to them to shut them off.)
- 3) Turn off noise reduction. Noise reduction takes the same amount of time as the shot itself. If you take a 2 min exposure you will have to wait two minutes before you see the result and likely miss the next set up.
- 4) A wide lens is recommended. I typically shoot something between 12-24mm on a full frame camera. The advantage of a wide lens is that the hyperfocal distance is fairly close. What is this you ask? *"Hyperfocal distance is the distance between a camera lens and the closest object that is in focus when the lens is focused at infinity."* So what does this mean? This means you can determine at what distance you can focus and have everything from there to



infinity in focus. For shorter focal length lenses this distance is fairly small (<10' for a 14mm lens). This allows you to set the camera up once and lock down the focus and not have to change it again as long as you maintain that distance to the subject. Here is a link with a depth of field calculator. <http://www.dofmaster.com/dofjs.html>

What will we do? For the first couple of hours we will focus mainly on the Light Painting brushes tool sets while we get down the basics with the cameras and learn some solid techniques. After that we may bring out some other light painting tools like the light whip, or the pixel stick. We may spin some steel

(Continued on page 10)

Name	2018 points	2018 wins
Charles Gattis	36	11
Tom Bryant	35	11
Alan Forney	29	11
John Shriver	29	9
Emily Saile	25	9
Charles Leverett	24	9
Barbara Staggs	24	11
Martha Teal	23	10
Earl Todd	22	9
Doris Leverett	21	7
Jeanne McDowell	20	10
Margaret Phillips	16	9
Sam Alexander	15	5
Barbara Montgomery	15	5
Susi Stroud	14	6
Dave Edens	11	3
John Kirwin	11	4
Henry Smith	11	3
Margaret Todd	11	6
Sam Tumminello	10	4
Steve Mitchell	9	2
Henry Norton	9	5
Geri Reddy	9	3
Dorinda Tyler	9	3
Ron Atchley	8	4
Ashley Lindley	8	4
Bill Snoddy	8	6
Gayle Biggs	6	4
Beverly Davies	6	2
Joy Henderson	5	3
Liz High	5	2
Ernie High	5	5
Eddie Sewall	5	3
Jim Spinosa	5	3
Tyler Tibbetts	5	1
Christopher Baker	4	1
Carol Blue	4	1
Carol Boardman	4	2
Rosemary Davidson	4	1
Tim Solomon	4	2

Name	2018 points	2018 wins
Peter Viot	4	1
Malen Coleberg	3	1
Bart Fay	3	1
Virginia Gilbert	3	3
Bess Wills	3	3
David Blue	2	2
Wendell Coleberg	2	2
William Gates	2	2
Jerry Green	2	2
Nathan Robbins	2	2
Glen Romanczuk	2	2
Ben Staples	2	2
Pete Van Hoff	2	2
Nicole Harper	1	1
Thomas Johnson	1	1
Gail Patton	1	1
Sarah Payne	1	1
Lauren Sanderson	1	1
Walt Tyzka	1	1
Grace Vandermark	1	1

### **2018 Meeting Calendar**

Oct 8 – Posing For Portraits Program with Lyndsay Adler

Oct 22 - “Open” Competition Meeting, Judge is Eric Mittman

Oct 29 - Fifth Monday (Open Forum Night)

Nov 12 - Program TBA

Nov 26 - “Spiritual/Inspirational” Competition Meeting, Judge is Cheri Saint


Dec 10 - Annual Best Of Year Dinner/Awards

## September Competition Results Subject- Technology Judge – Cara Fuller

	Color Digital (42)	Monochrome Digital (35)	Color Print (25)	Monochrome Print (20)
<b>1st</b>	Dave Edens	Charles Gattis	Doris Leverett	Tom Bryant
<b>2nd</b>	Christopher Baker	Peter Viot	Jeanne McDowell	Margaret Todd
<b>3rd</b>	Jim Spinoso	Earl Todd	Charles Gattis	Alan Forney
<b>HM</b>	Emily Saile	David Blue	Doris Leverett	Jeanne McDowell
<b>HM</b>	Barbara Staggs	Jim Spinoso	Earl Todd	Bess Wills
<b>HM</b>	Martha Teal	John Shriver	Eddie Sewall	



Color Digital 1<sup>st</sup> place by  
Dave Edens



Color Digital 3<sup>rd</sup> place by  
Jim Spinoso




Color Digital 2<sup>nd</sup> Place by  
Christopher Baker

Monochrome Digital  
1<sup>st</sup> place by Charles  
Gattis



Monochrome Digital 2nd  
place by Peter Viot




Monochrome Digital 3rd  
place by Earl Todd



Color Print 1<sup>st</sup> place by  
Doris Leverett




Color Print 2<sup>nd</sup> place by  
Jeanne McDowell



Color Print 3<sup>rd</sup> place by  
Charles Gattis



Monochrome Print 1<sup>st</sup>  
place by Tom Bryant



Monochrome Print 2<sup>nd</sup>  
place by Margaret Todd

Monochrome Print 3<sup>rd</sup>  
place by Alan Forney



## Light Painting

*(Continued from p. 4)*

wool, or fly some drones. Feel free to contact Margaret at [phillipsqh@bellsouth.net](mailto:phillipsqh@bellsouth.net) ahead of time with any questions.



### 2018 Officers of Huntsville Photographic Society

President	Charles Gattis
Primary Competition Officer	Steve Mitchell
Digital Competition Officer	Vacant
Competition Records Officer	Margaret Phillips
Program Officer	Henry Norton
Outreach & Activities Officer	Rosemary Davidson
Publicity Officer	Sam Tumminello
Treasurer	Sam Alexander
Communications Officer	Geri Reddy
Historian	Tom Bryant
Exhibition Officer	Bob Gower
PSA Representative	Lee Pratt
Webmaster	Luis Lebron

**Meeting Information:** HPS meets the second and fourth Mondays of the month, 7:00 p.m., at the Huntsville/Madison County Library - Main Branch, 915 Monroe St.

**Website:** [www.huntsvillephotographicsociety.org](http://www.huntsvillephotographicsociety.org)  
<https://www.facebook.com/groups/399566463394251/> (closed group)