



Color Print, HM, by Chris Baker. See more HMs starting on p. 16.

In Focus

More Than you Want to Know about 3D Photography (But Don't be Afraid to Ask!)

by Lee Pratt and Andrea Shetley

January 10, 2022 Huntsville-Madison County Main Library, 6:00 p.m.



The Huntsville Photographic Society will be presenting a 3D program in January 2022 for all attendees. HPS members Lee Pratt and Andrea Shetley will be introducing many, many ways that 3D (stereoscopic) images have been displayed for more than the last 170 years. The program will be suitable for all ages that have at least two working eyes and want to see how the world really looks. Yes, attendees will be wearing the polarized 3D funny glasses and will see many sample images.

INSIDE THIS ISSUE

January Program- 3D Photography 1	January Judge-Cara Fuller...7	Best of 2021 Winners9
Organizing Lightroom for Competition2	A Few 2020 Best of Year Awards and Advancement..7	Best of 2021 Images10
New Members5	2022 Competition Topics8	Photography Course Offering-Jim Solomon21
LearningQUEST Photography Class6	2021 Awards & Fellows Achievements8	HPS 2022 Officers, Website, FB Group21

Organizing Lightroom for Competition

Since many HPS members use Lightroom, I thought I might share a way of organizing photos in Lightroom that makes it easier to find images for competition topics. This method uses Ratings, Categories, and Keywords to gather images you plan to use in competition during the year.

First, regarding ratings. I have found it easy to make certain decisions about images while they are loading into my Lightroom catalog. One of those is giving each photo I keep a rating of 1 to 3. I go through and rate the best photos as a 3. Then I pick 2s. Don't worry about the other numbers until later. I find this process saves a lot of time and trouble later in selecting the best images to prepare for competition.

Second, I set up some smart collections for the yearly competition topics. If you aren't accustomed to smart collections, these are listings in Lightroom which point to different images in your folders that meet certain criteria. They don't move images out of the folders, but simply point to them and allow you to select them and view them all at the same time. For instance, you might have a smart collection which points to all the images in your catalog which have a rating of 4. Clicking on that smart collection would bring up all the images that meet that criterion. Here, we want to set up smart categories for each of the monthly topics.



Figure 1. Collections Panel

"Create Smart Collection." Another dialogue box will come up that looks like the one in Figure 3.

Here, you can begin by naming your collection according to the suggestions above or any other name you might find more helpful to you. Rating usually comes up first in the list of criteria, but you can change that by clicking on the up/down arrows just beside "Rating."



In the list of collections in Figure 1, notice the smart indicator in the icon for each collection. I find it helpful to put the number of the month first and then a three-letter name for the month to keep them in order. Last in the name of the smart collection, I put the topic for that month.

To start the process, click on the "+" sign at the top right of the "Collections" to get the dialogue box in Figure 2. Select "Create Collection Set" and then name the set, "HPS Yearly Categories," or any other name you choose. Then select that Collection Set and click on the "+" sign again and choose

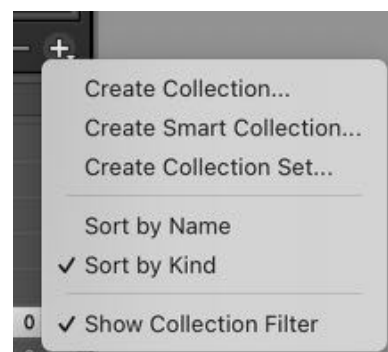


Figure 2. Add Collections Dialogue Box

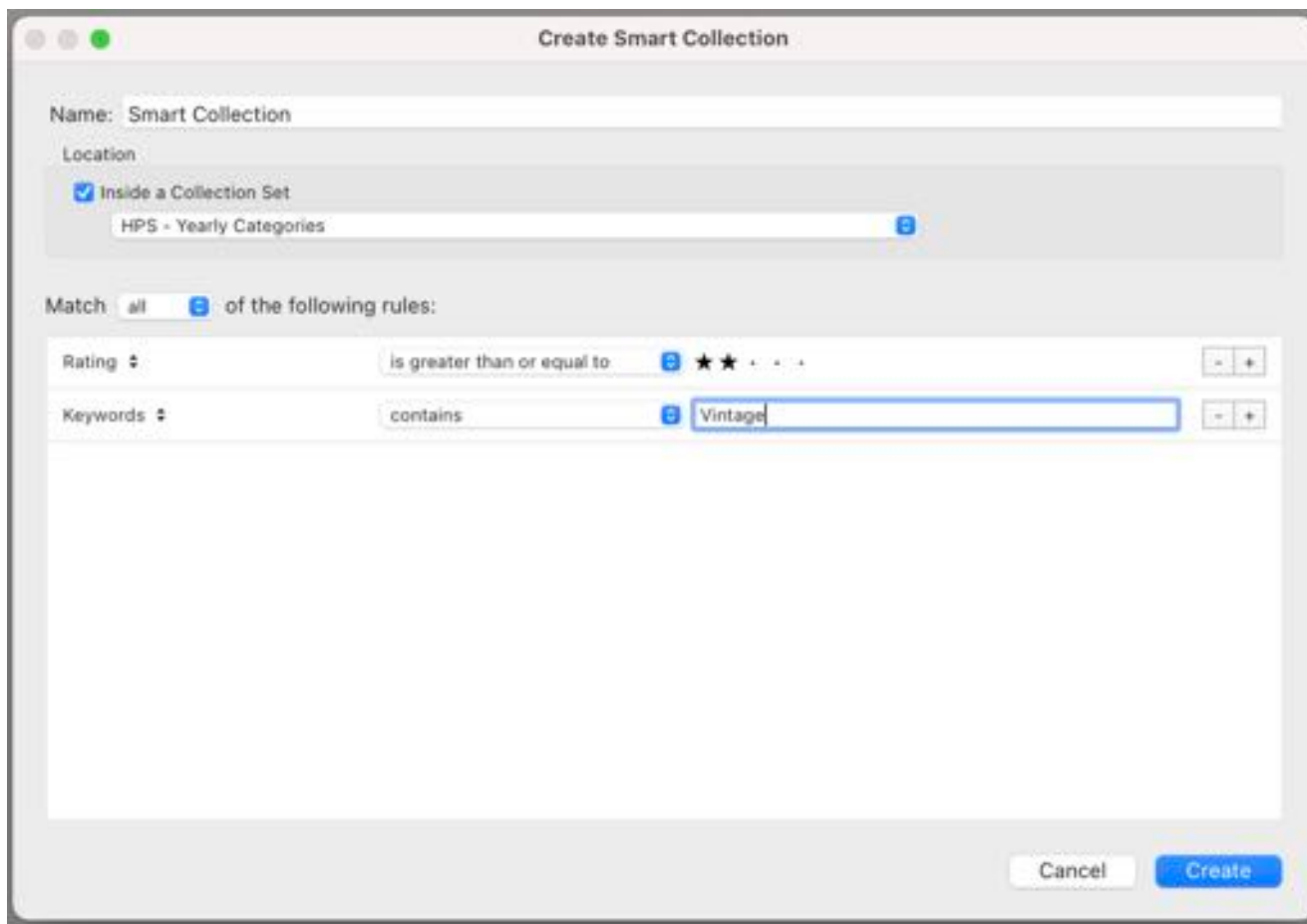


Figure 3. Creating Smart Collections

Next, you set the criteria you want to use to select your images. I find it helpful to indicate a rating of some sort. I use numbers (usually 2 – 4) but you can select any of the other rating schemes provided by Lightroom.

Finally choose the keyword that corresponds to the theme for that month—vintage, bridges, etc. You do that by clicking on the plus sign to the right of the first category “ratings” and the dialogue box in Figure 4 will appear. “Keywords” is found in “Other Metadata,” but you can see there is a lot of other information you can choose or include.

You won’t use a topic for the “open” categories, but just use some designation to indicate the very best photos in your catalog.

Personally, for open, I just set the rating to “5” and then rate my best work as a “5”. I usually rate something I have worked on in Photoshop as a “4” as that indicates

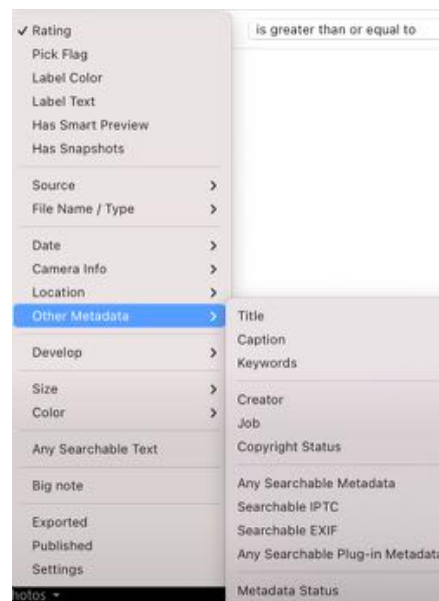


Figure 4. Options

something that might be verging on one of my best. I use the “P” rating to indicate an image that I am choosing for a particular competition. There are lots of ways to use these varies ratings to help you sort your work.

Once you click “create,” the smart collection will gather all the images which have that keyword and display them for you whenever you start to look for images you might submit in competition.

Finally, we need to consider the keywords themselves. I find it easiest to place keywords on photos when they are loading into my catalog. It gives me something to do while I am waiting. But that doesn’t always work for competition since we only know the topics at the beginning of each year. You may be fortunate to have already set up keywords that correspond to some of the topics but probably not all. So, the first thing I do each year is set up a “Keyword Set” that makes it easy for me to add the appropriate keyword to my images and have the smart collection keep track of them for me.

Whereas “Collections” are found on the left side of the “Library” module, “Keywording” is found on the right, and when open looks like the image in *Figure 5*. When you add a keyword to a photo, it appears in the window under “Keyword Tags.” Below that section is a listing of recently used Keywords, but in the last window there is a “Keyword Set” that you have created. Clicking on any of these keywords adds it to the current selected photo or groups of photos in the Library module. This makes it very easy for you to add Keywords to the photos that will be included in a smart collection you might look at later for a monthly competition topic. For instance, if you go out shooting for a particular topic, you can simply select all the images that you want to consider for competition and click on the appropriate Keyword.

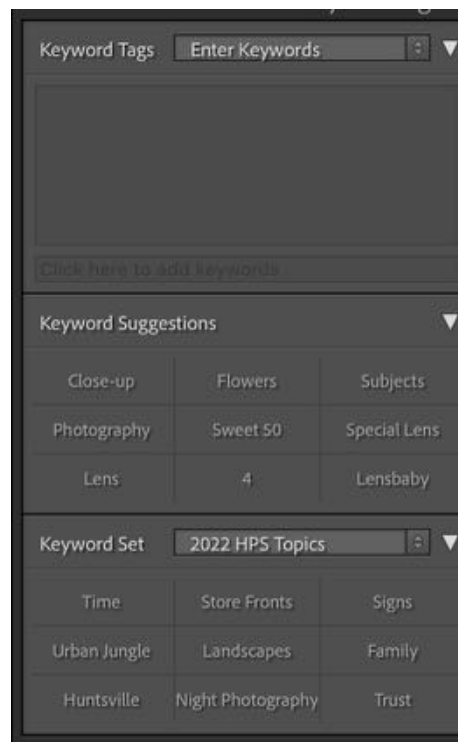


Figure 5. Keyword Panel

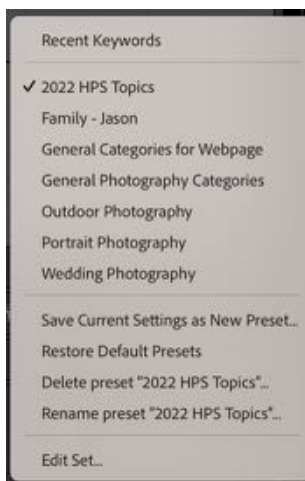


Figure 6. Keyword Sets

I make a Keyword set when I learn the topics for competition each year. It’s easy to do, you simply click on the up/down arrows to the right of the current named “Keyword Set,” and a dropdown group of categories appears like the one in *Figure 6*. Choose any of the sets in the first group and then choose “Edit Set,” and the “Edit Keyword Set” dialogue box in *Figure 7* will appear.

In the Keywords section, you simply type in the words that correspond to your criteria for competition for the coming year—be sure they correlate exactly with your smart collections. Notice that the keywords go from left to right in the set. Then click on the up/down arrows next to the title of the old preset name (it will have “edit” at the end after you type in new words). Then the last selection will appear. Choose “Save Current settings as a New

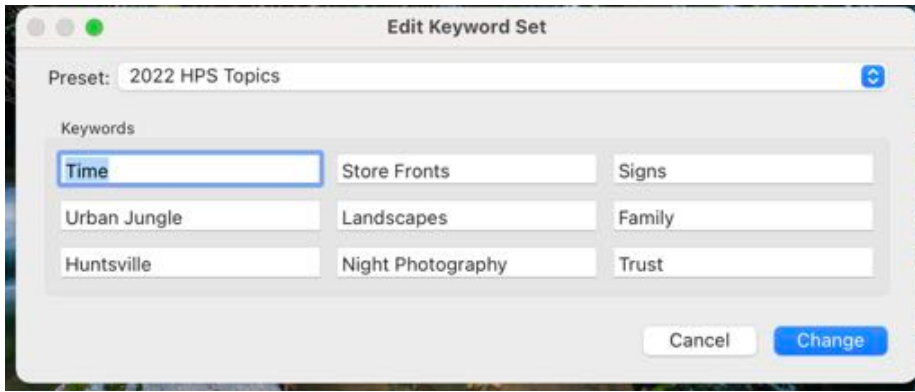


Figure 7. Keyword Set Creations

Preset...” if you want to keep the old Keyword Set, or “Rename Preset ...” if you want to do away with the old “preset (as seen in *Figure 8*)” and then click change or save, whichever appears at the bottom right.

I usually leave the Keyword Set for the year open to make it easy for me to gather images for the competition topics all during the year. I will often select my whole photo library and then go through my better images one number at a time, beginning with the “5’s”, to see if I already have good images that fit a certain topic. I move on down the list from 4 to 2, setting my criteria to only choose that number and not a higher or lower one. Lightroom has already set up those ratings for you in smart collections at the very top of collections. That process gives me an idea not only of what I have but generates possibilities of what else I might want to shoot for a certain topic.

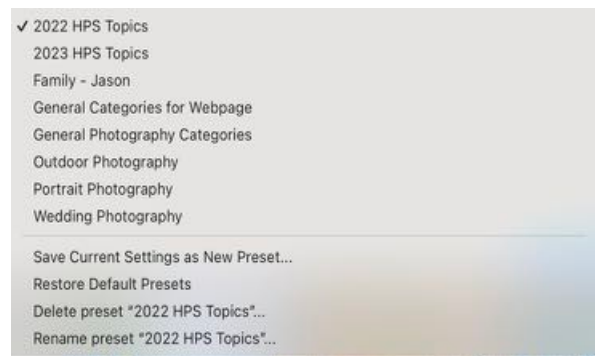


Figure 8. Saving Keyword Sets

I also have Collection Sets for “HPS Wins,” with Smart Collections set up there for 1st Place, 2nd Place, 3rd Place, and Honorable Mention. And of course, I have a Keyword set with each of these keywords to make it easy for me to know what has already won so I won’t choose it again. I admit, however, that this doesn’t always work due to me not checking those images. I have tried to set the yearly criteria so that it would automatically eliminate these but haven’t succeeded with that yet.

Well, there you have the process. If you have questions or suggestions for further helpful modifications to this, send me an email at cfgattis@gmail.com. I hope you will find the process helpful in some ways if not in its entirety. I think you might be able to a similar process with Bridge, but I have never experimented with that.

New Members
Ford Chambliss

LearningQUEST Photography Class

By Tom Bryant



A photography class opportunity is coming up in February through the local LearningQUEST organization. This group is partnered with the Huntsville/Madison County Public Library to offer an affordable variety of courses, activities, and travel opportunities. The classes are mostly offered during working hours so appeal to retirees. There is a \$20/year membership fee and a course fee of \$30/term for an unlimited number of courses. The catalog will be available on-line on January 1, 2022, at <http://lquest.org/>.

To learn more, there is an event called Rally Day, which will be held on Tuesday, January 11th from 10:00 am to 12:00 pm at the First Baptist Church Life Center directly across from the library. Here you can learn about courses, trips, and special programs and talk with instructors and register for programs.

Tom Bryant will be teaching a class using a DVD series called Masters of Photography. Humans have used communication by visual art for at least 44,000 years. This is the estimated age of cave paintings in Indonesia of humans hunting pigs. The cave paintings in France are estimated at 17,000 years. We can easily "read" this cave art today. (The oldest manuscript we have found is "Gilgamesh" and it is estimated at 4,000 years old. We are still arguing about how to translate it from its ancient language.) The visual arts use a universal language.

With the advent of digital photography, this universal language is now fast and easy to use and is in everyone's pocket on his or her phone. My goal for this course is to have everyone gain an appreciation of how to produce a compelling photograph that people will want to stop and look at, regardless of camera. It will not be an in-depth technical discussion of your camera. It will be a part-DVD and part live presentation course. The DVD portion is a collection of "gallery talks" by some very experienced photographers who have some wonderful back-stories of their images to share. There will be two 30-minute talks from the DVD for each class and then Tom Bryant will also provide a live half-hour discussion introducing and supplementing the DVD sessions. The class will conclude with a suggested assignment for practicing what you have learned. The class will be held from February 16 to March 23 (Wednesdays) from 10-11:30 am at the Library 2nd floor classroom.

If you are interested in learning more of iPhone photography, Charles Gattis teaches a great course in this through LearningQUEST. He is not teaching this term, so keep watch if you are interested. Eric Mittman offers small classes in photography. He is the photography instructor at Sparkman High and has both provided programs for us and judged competitions. His web site has information. Also HPS is planning a robust workshop program for this year, so stay tuned for that.

January Judge–Cara Fuller Subject–Time

Jan 24, Trinity United Methodist Church, 6:00 p.m.



Cara Fuller is our Judge for the January Competition, "Time." Cara is no stranger to the Huntsville Photographic Society, as she has been with us as a judge for *the last 12 years*. She always has helpful comments and our members continuously say that they "learn a lot when Cara is with us". Cara teaches photography at Alabama A&M University and Athens State University. She received her Masters in Fine Art Photography from Savannah College of Art and Design. Cara is originally from East Aurora, New York. Nature versus man is always a theme of her work. As a fine art photographer, she has lately been documenting the cars of a single abandoned junkyard – Old Car City. Some of her most identifiable works focus on Old Car City, where trees snake their way through the intricate grills of classic cars and muscle cars become imprisoned in the forest. You can see some of her work at

https://www.etsy.com/shop/CaraFullerPhotos?ref=hdrCara_Fuller_Photography/CARA_FULLER/CARA_FULLER.html

A Few 2020 Best of Year Awards and Advancement

By Tom Bryant

We did not have an End of Year Banquet in 2020. We did have the Best of Year competition in digital because we were able to carry that on safely for the whole year. Because there was no banquet, the Best of Year award certificates and advancement certificates were delivered individually. Tom Bryant's home was the southern outpost for Museum of Art entries so he arranged to deliver the certificates to those who were dropping off print entries. Margaret Phillips started the tradition of printing a thumbnail of a winning image onto the certificate, and Eddie Sewall has carried that on. The certificates are so nice that everyone needs an opportunity to see them, so here are photos of some of the Best of Year and advancement in 2020.



2022 Competition Topics

1/24— TIME	5/23— URBAN JUNGLE	9/26— NIGHT/ LOW LIGHT
2/28— STORE FRONTS	6/27— LANDSCAPES	10/24— OPEN
3/28— OPEN	7/25— FAMILY	11/28— TRUST
4/25— SIGNS	8/22— HSV/ MADISON CTY	

2021 Awards & Fellows Achievements



2021 End of Year Awards

President's Award

Chris Baker—40 points

New Masters

Alan Forney
Doris Leverett

New Gold Fellows

Chris Baker
Eddie Sewall

New Silver Fellows

Chris Baker
Earl Todd

New Bronze Fellows

Earl Todd

New Fellows

C.T. Chi
Allen Gary
Julia Gary
Jim Spinoso



Best of 2021 Winners Judges –Cindy Shaver and Cherry Saint

	Color Digital (107)	Monochrome Digital (97)	Color Print (31)	Monochrome Print (31)
1st	CT Chi	Chris Baker	Joy Henderson	Earl Todd
2nd	Diana Lyn Davidson	Earl Todd	Barbara Staggs	Eddie Sewall
3rd	Chris Baker	Chris Baker	Earl Todd	Earl Todd
HM	Carolyn Eidson	Barbara Staggs	Emily Saile	Emily Saile
HM	Charles Leverett	Barbara Staggs	Chris Baker	John Shriver
HM	Chris Baker	Chris Baker	John Shriver	Philip Flowers
HM	CT Chi	Chris Baker		
HM	CT Chi	Diana Lyn Davidson		
HM	Mat Bevill	John Shriver		
HM	Philip Flowers	John Shriver		
HM	Philip Flowers	Judy Kennamer DeBlanc		
HM	Rosemary Davidson	Sam Alexander		
HM	Sam Tumminelo	Susan Chi		
HM	Susan Chi			

Top 10 points for the Year

Name	2021 points	2021 Wins
Chris Baker	40	16
Barbara Staggs	37	13
Earl Todd	34	15
CT Chi	30	10
Emily Saile	29	14
Judy Kennamer-DeBlanc	29	11
Allen Gary	27	11
Joy Henderson	25	9
John Shriver	24	10
Tom Bryant	22	9

Best of 2021 Images



Color Digital 1st place
by CT Chi

Color Digital 2nd place
by Diana Lyn Davidson





Color Digital 3rd place
by Chris Baker

Monochrome Digital 1st
place by Chris Baker



Monochrome Digital 2nd Place by Earl Todd



Monochrome Digital 3rd Place by Chris Baker





Color Print 1st place
by Joy Henderson

Color Print 2nd place
by Barbara Staggs





Color Print 3rd place by
Earl Todd




Monochrome Print 1st place by Earl Todd



Monochrome Print 2nd place by
Eddie Sewall

Monochrome Print 3rd place
by Earl Todd



Honorable Mention



John Shriver.




Emily Saile



Emily Saile



Chris Baker



Philip Flowers



John Shriver



Carolyn Eidson



Barbara Staggs



Sam Tumminelo



Susan Chi



Diana Lyn Davidson




CT Chi



Barbara Staggs



Sam Alexander



Philip Flowers



Susan Chi



Chris Baker



Rosemary Davidson



Philip Flowers



John Shriver




Chris Baker




Charles Leverett



Mat Bevill



Judy Kenamer DeBlanc



CT Chi



Chris Baker



John Shriver

Photography Course Offering-Jim Solomon

HPS member and PPA Certified Professional Photographer Jim Solomon will teach a six-session basic digital photography course beginning January 15th. He will also teach a four-session introduction to Lightroom and Photoshop course beginning March 5th and a five-session intermediate digital photography course beginning April 16th. All classes will be on Saturdays from 11 am to 1 pm in Studio 120 at Lowe Mill Arts and Entertainment. For more information on any of these courses please contact Jim at jim@photographybyjimandfrieda.com

Officers of HPS

President: Charles Gattis

Primary Competition Officer: Steve Mitchell

Digital Competition Officer: Chris Baker

Competition Records Officer: Eddie Sewall

Program Officer: Roger Hunter

Outreach & Activities Officer: Brenda Barnes

Workshop Chairman: Charlie Leverett

Publicity Officer: Rosemary Davidson

Treasurer: Emily Saile

Communications Officer: Jay Bain

Historian: Tom Bryant

Exhibition Officer: Bob Gower

PSA Representative: Lee Pratt

Non Board Positions

Webmaster: John Shriver

Membership Officer: Alice Searcy

Mentor/Novice Program Officer: Henry Smith

HPS is meeting in person, at the Huntsville-Madison County Main Library the second Monday of the month, 6-8 p.m., and at Trinity United Methodist Church on Airport Rd the fourth Monday, 6-8 p.m.

Website: www.huntsvillephotographicsociety.org
<https://www.facebook.com/groups/399566463394251/> (closed group)